



GENERAL SPECIFICATIONS FOR METER LOOPS

CITY OF LIVINGSTON, TEXAS

Each Residential or small commercial consumer must provide and cause to be installed a meter loop built as pictured on the attached sheet. These instructions provide the general requirements and dimensions only. It is recommended that the consumer get the assistance of a licensed electrician (one who holds a license with the State of Texas) to determine the electric load to be served. This load value will determine the size of the electrical material to be purchased.

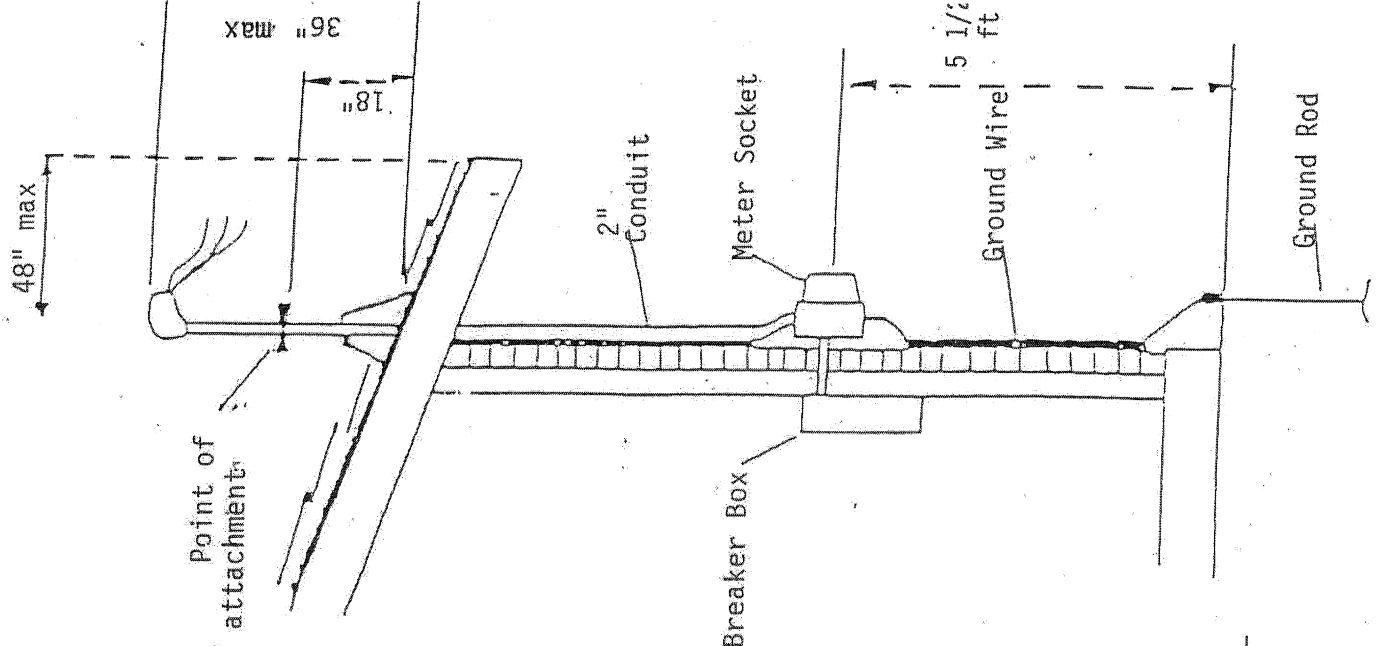
MATERIAL PROVIDED BY THE CONSUMER:

1. **Meter Pole** - 16' round creosote, minimum 5" top or 16' 6"x6" CCA treated timber, 4' in the ground.
2. **Main Disconnect** - Circuit breaker or fused switch. May be part of the distribution panel, neutral must not be cut in the meter socket but continue to the breaker panel.
3. **Conduit** - Rigid galvanized steel, size as required for roof attachment or electrical metallic tubing for Meter Pole or Gable End attachment. Nipple must be minimum 3" long.
4. **Wire** - Size as determined by electrical load to be served.
5. **Ground Wire** - Minimum size #6 AWG solid copper (#4 AWG solid copper for 200 amp service).
6. **Ground Rod** - 8' x 5/8" copper or galvanized steel.
7. **Weatherhead** - Size determined by conductor size.

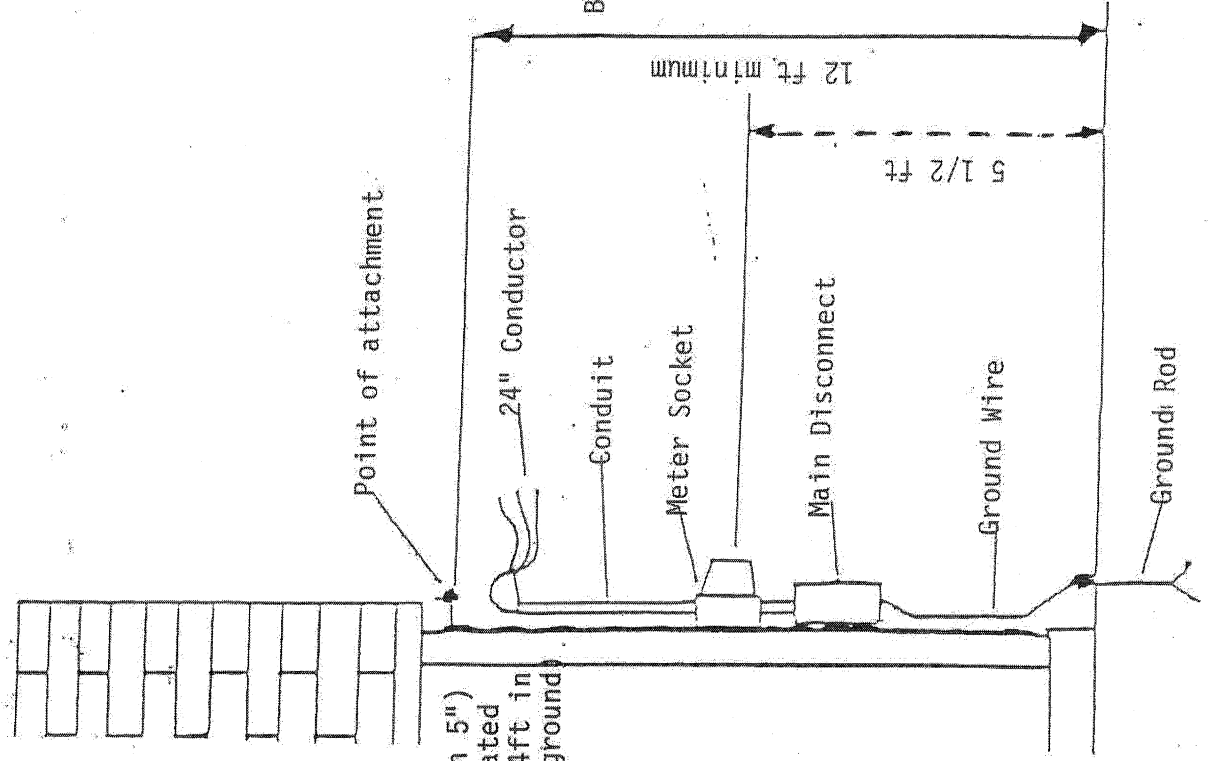
MATERIAL PROVIDE BY THE CITY:

Meter Socket - 100 or 200 ampere size. May be picked up at the Community Development Office (City Hall), 200 W Church.

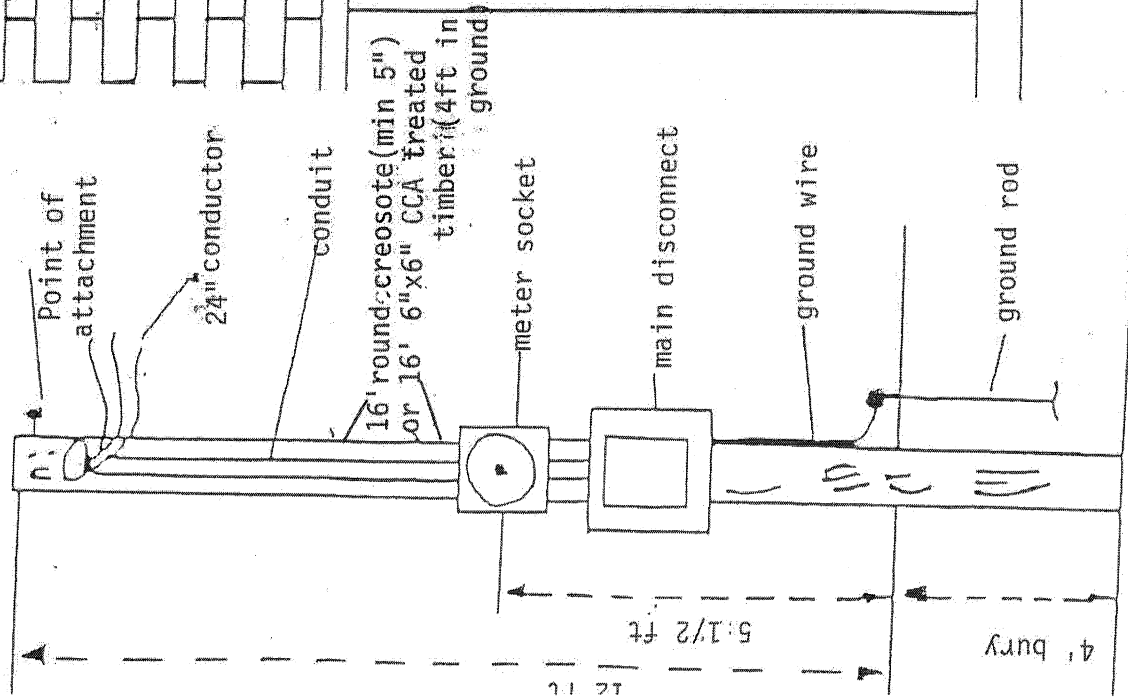
(See attachment)



ROOF ATTACHMENT



GABLE END ATTACHMENT



MOBILE HOMES
PORTABLE BUILDING
CONSTRUCTION POLES